

Cat Café ~Raise Your Cats~

Cat Café ~Raise Your Cats~

Graphics: Very cute ☐

Gameplay: Great time waster and easy to earn coins to get new kittens

Controls: Very simple

Age Range: From kids to adults

My star rating: 4

Reasoning for 4 stars: I had a problem with purchasing a kitten and had to restart my game (not the whole game) 3-4 times.

So I got a new android phone, and I want to review some games I have been playing on my phone. I love animal games, Japan games, farming games, etc. (I do play Pokemon Go ☐ that review well probably be lengthy) and enjoy my new phone! I have issues with it but that is another story!


First off, is this adorable game called Cat Café ~Raise Your Cats~. You basically run a pet shop that is specifically for cats, you raise them from kittens then sell them to get more money to buy more kittens and try to unlock all the cats for each breed (I have seen you can get Cat Bus from Totoro from Studio Ghibli). The more expensive the kitten, the rarer the cat.

I haven't been playing for long so I haven't really figured out if each cat you get is randomized or if you can get what you want, my theory is it randomized. I also really haven't figured out how to increase discipline, cat rating (when selling) or stuff like that. I'm slowly learning though!

It is fun to learn how to do discipline, cat rating, etc. with the cats and then see if you did it right. Yes, the guessing game can get boring but it can be entertaining as well (plus a great time waster). Even if you don't achieve great discipline or rating you can still sell the adult cat and try again cause white kitten are only 1 coin and you can use them as guinea pigs to try and figure it out like I'm doing!

Here is a gameplay video:

I defiantly suggest this game for children (or teens) who want a cat but have parents who are allergic, but, if you want a game to raise a cat or nurture it watch out for more of my reviews cause I'm going to do a list of animal games that are my favorite on the phone ☐ but I still recommend this one!



Pin this article if you enjoyed it! :)

[Steam Review: Terraria](#)

Steam Review: Terraria

Price: \$10.86 w/ tax

Worth the money? Yes, without a doubt.

Stars: 5

Other

Steam

Game

Review: <http://fandomgeeklife.com/steam-game-reviews-team-fortress-2/>

Terraria is a single or multi-player adventure game with the world at your fingertips, you can build, fight and do almost anything in this game. When you first start off you can customize your character, just the hair color, eye color, skin color, clothes color and outfit (you get more outfits in game). Then you build your world (I suggest large and easy if you are new) and then go about making your world!

You build your home the way you want it, simple or complex, and merchants move in to help you, you sometimes need to find these merchants but they usually come to you. Merchants are very helpful and some aren't merchants some are healers, so be aware that you need these people. The bigger your house with more rooms (light, walls, chair, table) you have the more people that will move in.

Exploring is key. You need to explore to find loot, loot is key. You get weapons, seeds, potions, an endless number of items to help you through the game. Also, before you explore get gel and wood to make torches, just a friendly tip. Actually, just stockpile wood and re-plant trees for your house too.

Another important tool you find exploring is Heart Crystals to gain Health Points (HP) because you start out at 100 HP, which means you're a meek-ling and a slime can kill you if you don't have good weapons. Some other monsters are zombies, bugs of all sorts (bee's worms, etc.), there are underworld demons, and then the random ones that appear in the "deadlands" that are hard to defeat when you're a new player so you tend to avoid that area just like the underworld. So you are a small,

small little person (food) in a big world.

Like I said before the world is at your fingertips, you can explore to the stars above (if you can find a way, in the beginning, good luck to you), or to the underworld (be careful when you're new), and to the ocean, also, there are different biomes in your world. For instance, jungle, snow, desert, and wasteland to name a few. These biomes house different monsters and different types of loot, so exploring, again, is key. I am very cautious when exploring because I am afraid I'm going to die. Also, if you explore have a way to teleport back to home, or a grappling hook or rope or some way to get out of the hole you dug.

What can also help you is other players or trading items. When you are a new player you may get help from senior players, or you may not. If you are on Steam, subscribe to a Terraria group, read the forum, make friends! Friends can sometimes be life or death, no joke!

I think I have rambled enough! Terraria is amazing and addicting!! I've never played it on the PC, I've always played mobile but trust me it's worth the money.



Pin it if you liked it!

Side Note: I forgot to add this game is great for all ages. My brother who was about 11 started playing it on the iPad and is the one who got me hooked on the game. So kids will enjoy this game immensely, it also will teach them to be creative and to count because they need to count to craft things. It also teaches how to read because you sometimes have to read what to do about the guide and how to craft certain things!

[Hello Video and Games](#)

http://fandomgeeklife.com/wp-content/uploads/2017/01/Intro-Post_17MB.mp4

I was very scared to make this, then chickened out to post it! Then I finally did! Hope you enjoy it!! This is mainly my gaming! I'll do another video on books

Mario Party: Island Tour for 3DS Game Review



Gameplay: 3.5 Stars (due to no online multiplayer)

Online Available: No

Multiplayer: Yes with other DS's

Time Waster: Defiantly

Fun: Heck Yes

Here is Gameplay of one the games in Mario Party to see what it's all about:

You can set the level's to anything you like when playing against automated characters and choose whom you wish to go against. A lot of these games are based around luck, so it can get frustrating. The game that I showed is more skill and minigames than luck. It shows in the top corner of the mushrooms.

There are over 100 minigames to play, and you can go into

mini-game mode to play them and compete to get better times or earn coins. You can also challenge Bowser's Tower to get limited minigames and unlock different stuff throughout the game, though you can lose coins. There are 5 party games and 2 to unlock, through Bowser's Tower.

You can also collect Character bubbles which unlocks the various sounds the characters makes, then you can unlock the Memory bubbles of the Parties which is also sound.

All in all, it is a good time waster and fun to play. I just wish there was an online feature.

[EV's, IV's and Natures: What Are They and Why The Heck Do They Matter?](#)



Hello everyone and welcome to my guide on EV's (Effort Values), IV's (Individual Values) and Natures for all Pokemon Games and the latest news for on EV's, IV's and Natures for Sun and Moon!! I hope you enjoy it and I really hope it is easy to follow!

First off I'm going to give you a setup of a Pokemon I made as an example! To show you where the stat's go and how they work! I'll add next to them what they are and how they work, then do

a detailed description!

I made this Pokemon in Pokemon Showdown, if you do not know what it is, I will link it at the bottom! I usually test my team out here before I make them on the DS games ☐

Blissey @ Leftovers <<<<<Name and Item

Ability: Natural Cure <<<<<Ability

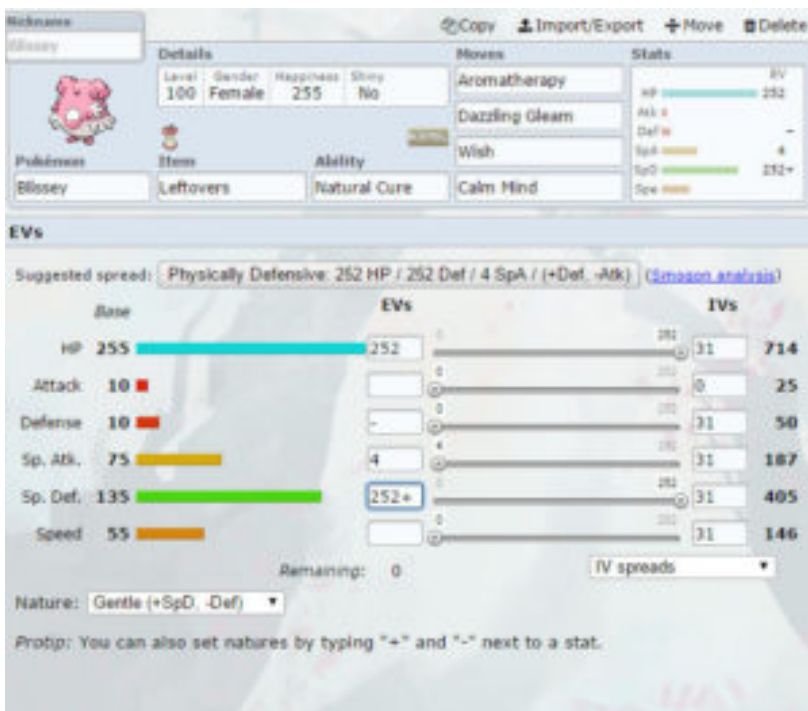
EVs: 252 HP / 4 SpA / 252 SpD <<<EV's have to add up to 508

Gentle Nature <<<<The Nature, a Gentle nature raises Special Defense (SpD) and lowers defense (I'll give a screenshot of Bulbapedia with nature or link it)

IVs: 0 Atk <<<<<I choose to not give it any IV's in attack because this Pokemon is a defensive wall, it takes attacks. I'll add a screenshot of its stats from Pokemon Showdown, what I sued to build. IV's are maxed out at 31.

Moves:

- **Aromatherapy**
- **Dazzling Gleam**
- **Wish**
- **Calm Mind**



My Blissey in Pokemon Showdown'

EV'S: What They Are Useful For and How to Use Them

Like I said above your EV's have to total to 508, if you powersave you need to make sure that you clear **ALL** EV's and put 252/252/4 or they may not be tradeable. I have had customs ones and they wouldn't trade. It may have just been my fault, though.

EV's boost your stats, its simple as that. If you're in competitive battling, EV training is really helpful.

In Sun/Moon you can also use Poke Palego, I've heard at least. I added a post on Serebii for more info because I do not know enough info to inform you guys.

Here is my Blissey without the EV's for an example:



You see how the HP (Health Points) and SpD went down again? Even the one I gave only 4 points too? EV's can be crucial.


What is EV Training? EV Training is grinding your Pokémon's certain stats so they reach the perfect marker. You sometimes get a ribbon when they have perfect stats. Also, if you hit the "Y" button while on the summary in your box, you can see

the EV training progress.

Here are some items used:



Wings



Braces



Vitamins

All of these help enhance EV'. The braces are given to Pokemon to help during training. Wings enhance the stats just like Vitamins which have been around for generations, Wings are newer.

Vietnam's only can go a certain way and they do not enhance your Pokemon completely. They are limited. So if you want to max a stat, you can't use this. You have to train.

You can get EV's from certain Pokemon here's a list: http://bulbapedia.bulbagarden.net/wiki/List_of_Pok%C3%A9mon_by_effort_value_yield


What are IV's, how do I use them?

IV's are usually bred down but now in Sun and Moon, and if you use the Pokemon's natural call for help and chain (keep getting Pokemon) to about 15 or 30, you can get a max of 4-5IV's and maybe a Hidden Ability. I will do another post about chaining for Sun and Moon.

To breed down IV's, what I suggest having a 6IV Ditto in the Nursery with a destiny knot. A destiny knot helps breed down IV's, and even if you don't have a good IV parent with the Ditto you'll have good chances of getting a good IV baby.

All your IV's add up to 31 each, so you can choose to not max one or to max all. Perfect IV's is what people strive for.

TIP: In Sun and Moon, once you get to the Battle Tree there is a man who gives you an IV checker for your box if you have bred 20 eggs.



quikmeme.com

Pokemon Natures

So, the natures usually lower one stat and raise the other depending on what nature you choose.

Here is a hand list from good ol' Bulbapedia: <http://bulbapedia.bulbagarden.net/wiki/Nature>

Getting a good nature is a hard process that many trainers strive for. An adamant Ditto is usually what people want for their Ditto (or so I'm told).

That...that is really it for natures.

Here is the link for Pokemon Showdown: <http://pokemonshowdown.com/>

Here is a link if you want to learn more: https://www.youtube.com/watch?v=1u_37RK-mFA

Poke Palego/Festival Plaza/etc: <http://www.serebii.net/sunmoon/evchanges.shtml>

Here is an IV Calculator on Serebii: <http://www.serebii.net/games/iv-calcxy.shtml>